

Firearms Identification



Field Guide

Michigan State Police
Criminal Justice Information Center
Firearms Records Unit
(517) 322-5518

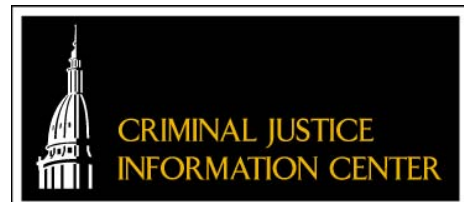


Table of Contents

Acknowledgements	2
Introduction	2
Revolvers	4
Semiautomatic Pistols	12
Derringers	19
Four or More Barrels	20
Single-Shot Pistols	21
Black Powder Pistols	23
Pellet Pistols and BB Guns	26
Luger, PO8 and P-38 Identification	28
Completion/Entry of License to Purchase/Pistol Sales Record	35
Firearms Terminology	36

Acknowledgements

The Michigan State Police would like to thank the numerous employees of the Firearms Records Unit, both past and present who have contributed to this compilation of information. A special thank you is due to the Royal Canadian Mounted Police who graciously approved the use of most of the photographs used in this book.

Introduction

The purpose of this guide is to aid Michigan law enforcement agencies in the accurate identification of firearms and to make their descriptions compatible with the State Central Gun Files and the Automated Pistol Registration System when they are registered, entered as stolen, or queried. To accomplish this, officers and clerical support staff should understand the components of an accurate firearm description, and how they are coded in the system. These components are: Make, Caliber, Type, Serial Number, Model, and Shot (for revolvers [PR] and derringers [PD]).

The first rule is: GET THE DESCRIPTION FROM THE WEAPON. Most errors are the result of copying handwriting from one document to another.

MAKE (MAK)

A correct make code is essential to retrieve information from the system and is often the most difficult component to identify. An NCIC code manual is essential, as there are hundreds of make codes. They often don't seem logical, such as the code for Bersa (AEI). Don't guess. Read the pistol carefully; differences like American Derringer Corp. versus American Derringer Co. require different codes.

The most perplexing problems arise in coding imported pistols, which can have as many as four different makers marked on one gun. The general rule is to use the original maker rather than an importer. One importer may assemble guns of the same caliber and serial number from different original makers such as Interarms Star (STA) and Helwan (MDI), both having seven-digit serial numbers on 9mm semi-automatic pistols (PI).

This book lists some of the common makes. It also lists some of the common errors seen by the Firearms Records Unit. To use this book, locate the make of the firearm. The NCIC make code will be in parenthesis after the manufacturer of the gun. This listing is not all inclusive. For make codes not listed here, refer to the NCIC manual.

CALIBER (CAL)

Calibers are expressed in either a decimal fraction of an inch (.357) or millimeter (7.65). Caliber is entered in the system as a number only, without punctuation or mm. Although, 6.35mm is equivalent to 25 cal., if 6.35mm appears on the pistol, enter as 635. Always use the marking that appears on the pistol. However, a 9mm is not the same as a .380 cal.; a 9mm kurz (short) is.

TYPE (TYP)

There are relatively few "types" of pistols. The most common are:

PR- revolvers

PI- semi-automatic pistols

PD- derringers

PS- single-shot pistols (usually target pistols, which are not pocket-size like derringers)

PG- pellet pistols

PU- black-powder pistols

PO- over-under pistol (e.g., 22 and 410 cal)

QP- pistol-grip shotgun

Types codes also apply to long guns (e.g., RB--bolt-action rifle, SP--pump shotgun) when entering them as stolen or listing for forfeiture. The complete type code table can be found in Section 3 of the NCIC Code Manual.

SERIAL NUMBER (SER)

The correct serial number is the key to accessing any information in the system. It is what makes a particular pistol unique. It is important to distinguish the serial number from the patent number, lot number or part number; but there is no simple rule for all pistols. One must also take care not to enter letters as numbers or vice versa (l's as 1's or 5's as S's, etc.) in a serial number. The following sections will provide descriptions of the most troublesome examples.

MODEL (MOD)


While the model of a pistol is not always necessary for identification, it is needed in certain cases such as that of older revolvers in which manufacturers repeated serial numbers through a series of models. Often physical characteristics like "top break" or "hammerless," or stampings like "safety hammer," are helpful if no model is stamped per se; CTG, however, means "cartridge" and has no value in identification.

SHOT

The number of shot for revolvers is important. In the "Query Gun" format this information should be entered in the Miscellaneous field.

REVOLVERS (PR)

ARMINIUS (ARN)



Arminius revolvers are made in Germany and imported by Firearms Import and Export (FIP), Herters (HEW) and Gecado (GEC). Models include HW3, HW7 and Titan Tiger. Many are incorrectly coded as Titan. WEI is an alternate code that stands for Herman Weihrauch, the original maker.

CHARTER ARMS CO. (CAC) AND CHARTER 2000 (CTR)

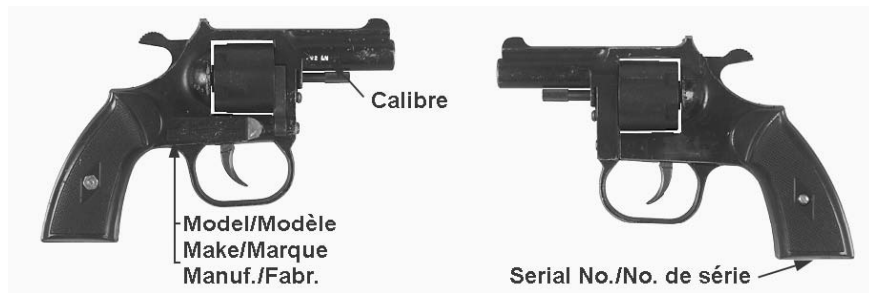


Charter Arms Co. Charter Arms 2000

Charter Arms Co. originally manufactured small concealable revolvers in Bridgeport, CT. They have since gone out of business. Charter 2000 began manufacturing similar firearms in 2000 at a manufacturing plant in Shelton, CT. Charter Arms Co. and Charter 2000 models are similar in appearance. Many of the Charter 2000 models retain the model names of their Charter Arms Co. counterparts.

These similarities have led to confusion over the NCIC coding. An original Charter Arms Co. should be coded CAC. A Charter 2000 should be coded CTR.

CLERKE (CLK)



Clerke revolvers are often miss-entered as Smith & Wesson's (SW) because '32 S&W' appears for the cartridge recommendation.

COLT (CLT)



Colt Cobra Cobra Enterprises

On revolvers with side-break cylinders, serial numbers are always found on the "crane." The crane is the flat area between the front of the trigger guard and the rear of the barrel that is exposed when the cylinder is opened. "LW," which appears on the crane, is not part of the serial number. If there is a number on the butt of the revolver, it is a US Army serial number. This number should also be recorded and the locations of both numbers indicated. One never knows how a gun may have been registered previously or how it was reported stolen.

Note: Cobra Enterprises should not be mistaken for the Colt Cobra. Cobra Enterprises should be properly coded as CBR.



Single-action Colts (models Frontier Scout, Peacemaker, etc.) typically have the serial number stamped on the flat area in front of the trigger guard. Always give the model for a Colt revolver. The model is stamped on the left side of the barrel. Colt repeated serial numbers with each successive model.

DAN WESSON (WEO)



Dan Wesson revolvers have serial numbers stamped on the side of the frame. Some models have added the caliber at the beginning of the serial as “357B55555,” and they should be entered that way.

FOREHAND & WADSWORTH (FW) FOREHAND ARMS (FOR)



The make of many of the older US-made revolvers can be found in small print on top of the barrel. FW also made a model “Bulldog” and “British Bulldog.” Serial numbers are found on the butt of the gun or under the grip.

HARRINGTON & RICHARDSON (HR)



Harrington and Richardson, much like Iver Johnson, has older models including the American, Young America, Premier, Young America Bulldog, Trapper, and Victor. These model names are stamped, while H & R does not appear on the gun. Later models like 732 and 929 have serial numbers typically beginning with two letters stamped on the butt. On older models the

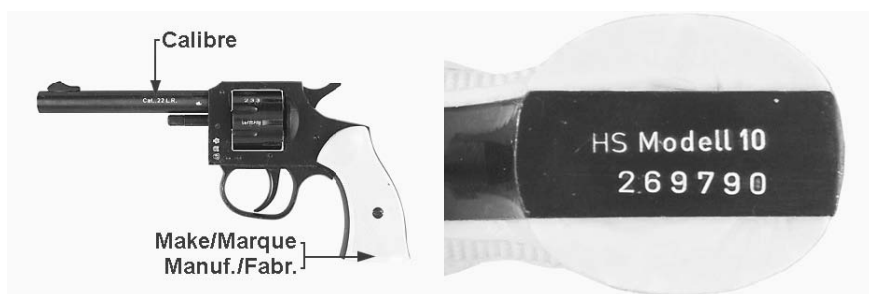
serial number can be found under the grip and on the top strap on top break PR's, as well as on the butt.

HAWES (HAW)



Some Hawes revolvers contain a slash (/) in the serial number. Frequently, the slash is confused for the number one (1) (Example: 2345/7). If there is a slash in the serial number it would be the second character from either the left or the right.

HERBERT SCHMIDT (SCR)



Herbert Schmidt revolvers can be distinguished by a variety of markings, including a buffalo on the grip on models 21S or Sierra Six, HS on the grips or stamped on the butt frame or cylinder, or Herbert Schmidt stamped under the left grip.

HOPKINS & ALLEN (HAA)



Hopkins & Allen made a Forehand model as well a XL Bulldog model. Serial numbers are found on the butt or under the grip.

IVER JOHNSON (IJ)



Iver Johnson has been making revolvers since 1871. Many of the older models can be very misleading, as the Iver Johnson brand may not appear on the gun at all. Instead, models such as US Revolver Co., American Bulldog, Defender, Secret Service Special, Boston Bulldog, Tycoon, and British Bulldog may be stamped on the gun. Serial numbers may appear variously on the trigger guard, the butt, the top strap (on top break PR's where the cylinder is removed),

and under the left grip, usually with a letter prefix that will positively identify the gun. An owl at the top of the grip usually identifies an Iver Johnson, but grips can be switched.

JP SAUER & SOHN (SSS)



JP Sauer & Sohn are makers of single-action revolvers that are imported by Hawes (HAW) and L A Distributors (LUR) with models like Western Marshall, Texas Marshall, and Montana Marshall. The serial number is found on the flat area in front of the trigger guard. The serial number usually contains a slash (/) between the last two digits and is often mistaken for a 1. Punctuation marks cannot be entered in the serial number field of an NCIC format or the State Automated Pistol Registration System.

ROHM (ROM) AND R G INDUSTRIES (RGI)



Rohm also uses the deceptive "I" on the model 66 prefix "IC" or "IB". RGI imports the ROM from Germany. Though both names may appear on the same pistol, they should be coded "ROM" unless only RG Industries appears. The prefix "Q" is found in the serial number of almost all model RG31's and is frequently miss-entered as "0."

ROSSI (AMR)



Rossi firearms are manufactured in Brazil. They are often mistaken for Interarms, the importer.

RUGER (SR)



Make sure to take the serial number off the gun and not the box. Frequently, a zero appears at the beginning of the serial number on the box, and is not a part of the actual serial number.

SMITH & WESSON (SW)



Serial numbers are almost always found on the butt. Some older models may have a serial number stamped on the cylinder and on the bottom of the barrel with a "B" prefix. Newer large-frame models may have the serial number stamped in the crane. A five-digit number located on the crane is a production number, not a serial number. If in doubt, get the number from the butt of the gun. If a letter on the butt is separated from the numerals, it is still part of the serial number.

TAURUS (TAS)



Taurus are imported by Spesco (SES or SPS). Another trade name is Falcon. All should be coded TAS. The more recent number sequences have two letters followed by five or six numerals. Often the capital letter "I" will be mistaken for a "1" because the stamp for the "I" is a plain vertical line. The "1" has a tail on the top. Thus the serial number "T155555" should be corrected to "TI55555".

SEMIAUTOMATIC PISTOLS (PI)

ARMI TANFOGLIO GUISEPPE (GUT)



Imported by EXCAM-ECM, they also use the I's of the same description in a MI on their very common 6.35mm models GT27 and GT28. These are visually identical to the Titan, which Tanfoglio originally made in Brescia, Italy, also the home of INDUSTRIA ARMI GALESI (IAG) and RIGARMI (RGE) (formerly Rino Galesi). BSC, the code for Brescia Armas, should be avoided. Brescia alone, is a city in Italy and does not have a code.

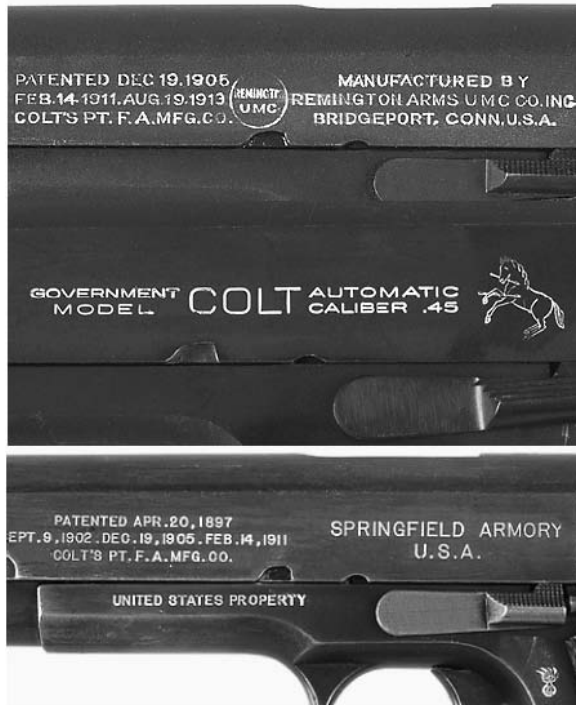
BERETTA (BER)



Beretta makes semi-automatic pistols in many calibers. The distinguishing feature of the current models is a serial number with a 1- to 3-letter prefix, and a single-letter suffix (Example: BER123456Z). These final letters are often mistakenly entered as numerals.

COLT (CLT)





Colt manufactured millions of pistols for the US military. During wartime other makers such as Remington, Ithaca, Essex, Singer, etc., were licensed to use its patent. The patent as well as the maker will appear on the pistol (e.g., Colt patent on one side, and Remington on the other). These are Model 1911 (A1) and should be coded "USA," with the maker in the Model or Miscellaneous field. US military-issue Colts often have "No" (for serial number) stamped in front of the serial number, which is sometimes mistaken for part of the serial number. Many foreign manufacturers have also produced pistols bearing the Colt patent, so each specimen should be read carefully. The Argentine military industries produced a copy with the model "1927," which should be coded "FAI." More recent commercial Colt models have letters such as BS, G and N between the numerals of the serial number that are often mistaken for numerals.

DAVIS INDUSTRIES (DAB)



These pistols are very common. Often they are miscoded as SAV or DAV.

**EUROPEAN AMERICAN ARMORY CORP. (EAB),
EUROPEAN AMERICAN ARMS CORP. (EAM),
AND
EAGLE ARMS (EAA)**



European Armory Corp. (EAB), European Arms Corp. (EAM), and Eagle Arms (EAA) are frequently confused. European American Armory Corp and European American Arms Corp. used the acronym EAA for their firearms. Unfortunately, this led some people to use EAA as the NCIC code for these firearms. They are actually EAB and EAM respectively.

Eagle Arms (EAA) is a manufacturer of military-style rifles. European American Armory Corp. (EAB) manufactures all types of firearms, including semiautomatic pistols, revolvers, rifles, etc. If the handgun shows Hialeah, FL, it should be coded EAB.

GLOCK (GLC)



A common mistake is to use the partial serial number on the slide or barrel of a Glock. Slides and barrels can be changed during repair work. The serial number is found on a metal tab affixed to the underside of the frame.

**JENNINGS (JEI),
CALWESTCO (CWC),
BRYCO (BRY)**



Calwestco took over production of Jennings pistols. Bryco took over production from Calwestco. As a result, the pistols are stamped “Jennings” on one side of the slide and “Calwestco” or “Bryco” on the other side. The correct code is the later manufacturer (CWC or BRY). The .380 caliber PI’s, models 38 or 48, are produced only by Bryco.

MAUSER (MAU)



Interarms, the importer, is often mistaken for the manufacturer.

**RAVEN (RAV)
PHOENIX (PHE)**



Phoenix Arms recently took over the manufacture of Raven pistols and left Raven as the model. These should not be confused with the Phoenix model (also 25 cal. P1) made by Reck (RCK) and imported by Spesco (SES.S).

RUGER (SR)



SIG SAUER/SIGARMS (SSS or SIG)



SSS is the preferred NCIC code. SSS and SIG will automatically be cross referenced.

SMITH & WESSON (SW)



STANDARD ARMS CO. (STD) AND STANDARD ARMS OF NEVADA (SNV)

(NO PHOTO)

The code STD is frequently incorrectly used in place of SNV. Make sure to look at the complete manufacturer's name in determining the correct code.

STAR (STA)



Interarms, the importer, is often mistaken for the manufacturer.

TAURUS (TAS)



Taurus makes 380 cal. and 9mm P.I.'s. Their production of the Beretta copy (model PT92) began with serial numbers of one letter and five numerals, later switched to three letters and five

numerals. As with Taurus revolvers, they use l's (vertical lines) that are easily mistaken for 1's. A series of letters following the serial number (AFD, AFSD, D, etc.) are part of the serial number, per the manufacturer.

**TITAN MANUFACTURING CO (TMC),
FIREARMS IMPORT & EXPORT (FIP)
AND
EIG CUTLERY (EIG)**



All three companies make the Titan. An F for “fire” for the safety switch appears near the end of the serial number. The F is not a part of the serial number, much like S for “safety” on various pistols (including BROWNING [BRO] and BAUER [BAU]) is not a part of the serial number.

DERRINGERS (PD)

EIG (EIG)

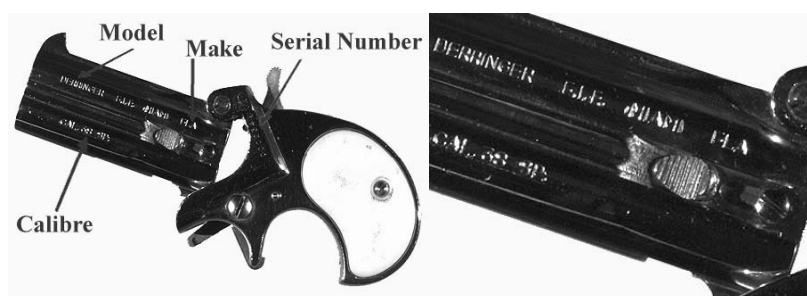


EXCAM (ECM)



Excam makes a derringer model TA38 identical to the FIP with serial numbers in the same location as the FIP.

FIREARMS IMPORT & EXPORT (FIP)



Firearms Import & Export manufactures a 2-shot, .38-caliber derringer model D38 that typically has a serial number on the side of the frame and another on the bottom of the barrel. They are often miscoded as DER or DEH because the FIE is not easily read.

HY HUNTER (HH)



Hy Hunter produces the Frontier model. This gun is often incorrectly coded with Frontier as the make.

FOUR OR MORE BARRELS (PX)

EIG CUTLERY (EIG)



EIG makes a four-shot, 22-caliber derringer. It is frequently miscoded as STD because “Use std (standard) vel. ctg.” appears on the barrel. **The proper type code on this gun is PX.**

SINGLE SHOT PISTOLS (PS)

KOON INC. (KOO)



Koon Inc., produces a single-shot, pistol-grip shotgun (QS). Because of the barrel and overall length, the Snake Charmer must be registered.

STINGER MFG CORP (STG)

(NO PHOTO)

Stinger Mfg. Corp. manufactures a single-shot pen gun in Sault Ste. Marie, MI. It does require registration.

THOMPSON CENTER (THM)



Thompson Center manufactures target/hunting pistols with interchangeable barrels in many calibers. To date, Thompson Center does not duplicate serial numbers. Therefore, if a THM pistol is registered and the barrel is changed, thereby changing the caliber, it is not necessary to re-register. Keep in mind when querying a THM, if the make and serial number match, it is the same gun.

If a Thompson Center is purchased with a shoulder stock and a long barrel on it, it is a violation of state law to replace the stock with a pistol grip and/or the barrel with a short barrel. If a Thompson Center comes into this state with a pistol grip on it, all license and safety inspection requirements apply. A Thompson Center pistol may legally be converted from a pistol to a rifle; however it cannot be converted back.

BLACK POWDER PISTOLS (PU)

Black powder or percussion firearms are made in various forms (revolvers, derringers and single-shot pistols), but all should be coded PU. Black powder pistols are exempt from the license to purchase/pistol sales record requirement unless they take a modern cartridge.

Many black powder replicas are produced in Italy and poorly marked. Frequently, no manufacturer or serial number is marked. Maker information on revolvers is often stamped on the bottom of the barrel, where the packing lever must be released to reveal it. Some are stamped "Colt Replica" or "Remington," but read on to see if they are made in Italy or have other makers stamped on them.

ARMI SAN MARCO (ASM)




These initials usually appear only on the PU, sometimes with an importer: RICHLAND ARMS (RIC).

ARMI SAN PAULO (ASP)


(NO PHOTO)

Usually identified only by the initials.

**CONNECTICUT VALLEY ARMS (CVA)
AND
NAVY ARMS (NVA)**



JUKAR (JUK)



Jukar is a maker of single-shot, black-powder pistols (PU) resembling pirate guns.

KITGUNS (ZZZ)


(NO PHOTO)

Usually assembled from mail order kits and usually have no maker marked on the gun. Enter "kitgun" in the Miscellaneous or Model fields.

PELLET PISTOLS (PU) AND BB GUNS

According to State law, pellet pistols are classified as firearms and therefore are subject to all the legal requirements of firearms (registration, CCW). BB guns, however, fall into the category of miscellaneous weapons. The difficulty arises in distinguishing between the two. We have compiled a partial list of the more common makers. A complete listing is impossible as makers come and go.

CROSMAN (CRO)



Crosman models 38T, 357 and 1357 frequently have the serial number hidden under the grip. The grip can be removed easily, as only a spring clip holds it on the CO2 cartridge.

MARKSMAN (MAP)



The Repeater model is most commonly identified as a BB pistol, but a device at the front of the barrel pops up to receive a pellet.

COMMON PELLET/BB GUNS

PELLET/BB PISTOLS

MAKE PELLET MODELS BB MODELS

Benjamin (BEJ) HB17 247 347 397

Crosman (CR0) 38T Z77 44
Peacemaker 388 66
Powermaster 454 SSP 250
788 357 1300
Powermatic 1300
1357 1377 MEDALIST II

DAISY (DAI) Powerline 44 Powerline 93
Powerline 45 179 Powerline
92 Beretta 188 200 1200

MARKSMAN (MAP) Repeater 1049 Plainsman
IOIOx

RWS Diana (RWS) 5G 6G

SEARS (SER) E

PELLET/BB RIFLES — RG

MAKE PELLET MODELS BB MODELS

BENJAMIN (BEJ) 347397

CROSMAN (CR0) Air 17 788 Scout
Auto Air II 66 Powermaster 760A/760
Powermaster 760 781 782
Pumpmaster 766 2100
Medalist
Classic 2200 Magnum
Black Diamond
1322

DAISY (DAI) Powerline 130 Red Ryder
Powerline 814 Sporter 98 Gold Medal
840 100
Powerline 856 105B
Powerline 880 Youth Line III
Powerline 900

MARKSMAN (MAP) 1790 Biathlon

RWS Diana (RWS) 24C, 24J, 36, 45, 48, 52

SEARS (SER) 799

STERLING HR81 HR83

LUGER, P-08 AND P-38 IDENTIFICATION




INTRODUCTION

Between the world wars Germany produced millions of pistols in a secret rearmament program and concealed the quantity by using codes for factories and production runs that are easily overlooked when describing the pistols. They also exported pistols to various countries including the US (American Eagle model). LUG is the code of last resort when identifying them, as they typically have four-digit serial numbers; and the State files may contain a dozen or more “LUG” records for a single, four-digit number.

MARKINGS, ETC.

If the make is LUG, WAL, GE, MAU or SPW and the serial number is only three or four digits long, re-examine the pistol for a script letter below the serial number and make sure the year is in the Miscellaneous field.

The distinguishing factors that make the serial number of each of these pistols unique are the alpha letter appearing beneath or following the serial number, the year of manufacture, and the individual arsenal markings/code markings stamped on each pistol.



The factory and the year the pistol was made are usually coded on the side of the slide on P38's, and on the toggle assembly on Lugers. A date stamped in larger numerals on the top of the frame (1939) should be considered part of the model. “Gesichert” means safety in German, so it is the exception to the rule: RECORD ALL MARKINGS.

ARSENAL/CODE MARKINGS


FOR LUGER, P-08 AND P-38 Pistols

<u>Arsenal Mark</u>	<u>Manufacturer</u>	<u>Edit Code</u>
ac	Carl Walther	WAL
byf	Mauser Werke	MAU
S/42	Mauser Werke	MAU
SVW/45	Mauser Werke	MAU
42	Simpson & Co (1920-1936)	SEL
42	Mauser Werke (1937-1940)	MAU
P-08	Krieghoff	KRI
HK	Krieghoff	KRI
fzs	Krieghoff	KRI
cyq	Spreewerk	SPW
	Made at Government arsenal at Erfurt	GE
DWM	Deutsche Waffen und Munitionsfabrik	DWM
ERFURT	Germany prior to 1930	GE
480	Walther	WAL

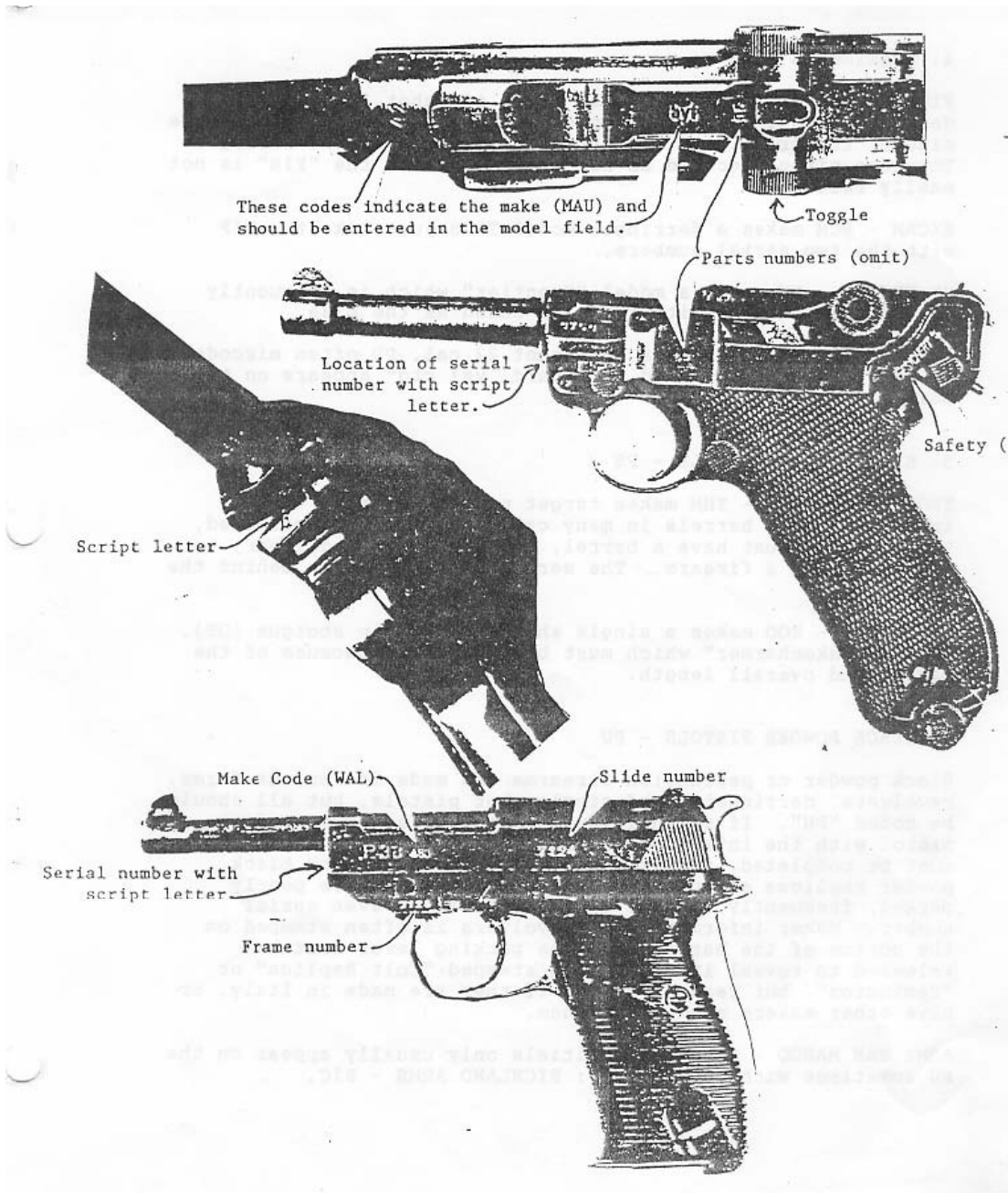
SERIAL NUMBER

The serial number usually appears in more than one place on the pistol. The most important feature to look for is a script letter following or beneath the four-digit number, which is most often found on the vertical face of the locking block just below the point where the barrel joins the frame. More than one serial number can be on the same gun because parts have been interchanged. Record all of them, including their location. (See diagram.) The last two digits of the serial number appear in several places on the pistol as parts numbers. Do not include them in the pistol description.

SCRIPT LETTERS



LUGER, P-08
AND P-38 IDENTIFICATION DIAGRAM




**ARSENAL MARKINGS USED
TO IDENTIFY LUGERS, P-08 AND P-38's**

ac(with nos 40-45) – WALTHER (WAL)



byf - MAUSER WERKE (MAU)



S/42 – MAUSER WERKE (MAU)



SVW/45 - MAUSER WERKE (MAU)



42- SIMSON & CO (1920-1936) (SEL)



42- MAUSER WERKE (1937-1940) (MAU)



P08 - KRIEGHOFF (KRI)

(NO PHOTO)

HK - KRIEGHOFF (KRI)



fzs - KRIEGHOFF (KRI)

(NO PHOTO)

cyq - SPREEWERK (SPW)



DWM - DEUTSCHE WAFFEN UND MUNITIONEN (DWM)



ERFURT (with crown) - Gov't 1930 (GE)



480 — Walther (WAL)

(NO PHOTO)

STOEGER INDUSTRIES (STZ)



COMPLETION/ENTRY OF LICENSES TO PURCHASE/ PISTOL SALES RECORDS

N.C.I.C. CODES

NCIC codes are required for manufacturers for entry into the Automated Pistol Registration System (APRS).

SIGNATURES

Verify that all documents have the required signatures: chief of police, sheriff (or authorized deputies) the owner of the pistol on both the License to Purchase and Pistol Sales Record and the notary's signature on the License to Purchase

VERIFICATION OF GUN DESCRIPTION

Verify that at a minimum the serial number, manufacturer, caliber and type are complete on the License to Purchase or Pistol Sales Record.

PRODUCTION NUMBER LISTED AS SERIAL NUMBERS FOR SW

If the serial number does not appear to be correct, please attempt to contact the owner for verification.

1. Production numbers on Smith & Wesson are generally 4 or 5 digits and are found on the crane (hinge) of a revolver.
2. The manufacturer's serial number is located on the BUTT of the weapon. (Remove grips that may cover the serial number.)
3. If the correct serial number is 4 or 5 digits, indicate "butt #" on the License to Purchase or Pistol Sales Record so the Firearms Records Unit will not attempt to verify further.
4. If the weapon is of antique vintage, the serial number may be in a different location (usually on inside of butt strap directly behind trigger guard).

OTHER INFORMATION TO LOOK FOR IN COMPLETION OF DOCUMENTS

1. Verify that street/city addresses include numbers, street name, and city. Be sure that "Date of Birth" is completed correctly and does not reflect the current year.
2. If a License to Purchase or Pistol Sales Records is issued for a frame only, indicate the caliber that will be chambered and indicate "frame only" in Miscellaneous field.
3. If caliber is unknown, indicate "0000" in the Caliber field.
4. .38-caliber S&W CTGE on barrel means pistol takes a 38 Smith & Wesson cartridge. This may not be the manufacturer of the pistol.

FIREARMS TERMINOLOGY

ACCESSORY BARRELS

1. Additional barrels that may be installed on a frame or receiver for the purpose of altering the caliber, gauge or barrel length of a firearm. An accessory barrel may have an attached fore-end or other attachments.
2. Any barrel that changes the caliber of a firearm, that is truly a barrel only and does not have a breech mechanism of a kind or type normally associated with the parent firearm, is deemed to be an Accessory Barrel, whether or not it is attached to a barrel extension or "upper receiver."

AIR, SPRING OR GAS FIREARM

A firearm design that uses compressed air, compressed gas or a spring to propel a projectile.

AMMUNITION

One or more loaded cartridges consisting of a primed cartridge case and propellant. May or may not contain one or more projectiles (Examples: Ball Ammunition, Blank Ammunition and Duplex Ammunition).

AMMUNITION, METALLIC

A generic term for rim-fire and center-fire ammunition having a metallic cartridge case.

AMMUNITION, CASELESS

Ammunition that has the propellant charge molded to the base of the bullet or molded around the bullet, not enclosed in any kind of a cartridge case.

AUXILIARY CHAMBER ADAPTERS

A device that may be inserted into a firearm to adapt the original chamber to fire a different cartridge. This adapter may have a section of barrel attached.

BALLISTICS

The study of a projectile in motion.

BALLISTICS, EXTERIOR

The study of the motion of a projectile after it leaves the barrel of the firearm.

BALLISTICS, INTERIOR

The study of the motion of projectile(s) within the bore of a firearm from the moment of ignition until exit from the barrel.

BALLISTICS, TERMINAL

The study of the projectile's impact effect on the target.

BARREL, RINGED

A barrel that has been fired while containing a bore obstruction, without catastrophic failure. The resultant excessive radial pressure causes circumferential bulge in the barrel.

BARREL TIME

The elapsed time from the ignition of a cartridge and the bullet's leaving the cartridge case neck to the time the bullet exits the barrel.

BARRELLED ACTION

A shotgun or rifle without the stock.

BARREL

That portion of a firearm through which a projectile or shot charge travels under the impetus of powder gasses, compressed air or other like means. A barrel may be either smooth or rifled.

BLOWBACK

This system in its simplest form relies on the mass of the breech block and the strength of the return spring to accomplish the locking cycle in keeping with the law of physics dealing with inertia. The recoiling mass being much greater than the mass of the projectile, there is a time delay in the opening of the breech until the residual gas pressures have dropped to a safe operating level.

BOLT ACTION

A magazine-repeating firearm design in which the breech bolt or closure device operates in line with the bore. This type of action is manually operated by a permanently fixed projection or handle attached to the bolt or closure device, usually known as the bolt handle.

BOLT/BREECH BOLT

The locking and cartridge head support mechanism of a firearm that operates in line with the axis of the bore (Examples: Colt AR 15 rifle, Winchester Model 70).

BOLT RELEASE

A device that allows the bolt to be removed from the firearm.

BOLT STOP

A device that retains the bolt in the firearm during normal operation.

BREECH BLOCK

The locking and cartridge head support mechanism of a firearm that does not operate in line with the axis of the bore (Example: FN FAL rifle, Bren gun).

BREECH LOADER

Any firearm loaded with a cartridge or propellant from the rear of the bore.

BREECH LOADING, SINGLE BARREL-SINGLE SHOT OR MULTIPLE BARREL-MULTIPLE SHOT FIREARMS

Firearms in which the action of loading is accomplished one cartridge at a time in each barrel, usually by hand. The breech is then manually closed, a shot or shots are fired, the breech is opened manually, and the loading action is repeated by hand for each barrel to be discharged.

BREECH PLUG

In percussion and flint-lock firearms, the metal part that is threaded into the breech end of the barrel and usually incorporates the top tang.

BREECH, STANDING

That portion of the receiver or frame of a revolver or break-open single-shot or multi-barrel firearm that supports the head of the cartridge when it is fired.

BULLET, DUMDUM

An obsolete term referring to a bullet with an exposed lead tip for the purpose of expansion upon entering a medium with greater density than air. Manufactured at the British Arsenal located at Dumdum, India.

BULLET, INCENDIARY

A bullet containing a chemical compound that ignites on impact to start fires.

BULLET, EXPLOSIVE

A bullet containing a primer or other explosive designed to explode on impact.

CALIBER

1. Firearms--the approximate diameter of the circle formed by the tops of the lands of a rifled barrel.
2. Ammunition--a numerical term, without the decimal point, included in a cartridge name to indicate the approximate bullet diameter.

CAPE RIFLE/CAPE GUN

A double-barreled shoulder arm with barrels side by side, one being smooth bore and the other being rifled.

CAP, PERCUSSION

A small, generally cylindrical metallic cup containing a primary explosive used to ignite the powder charge in muzzle-loading (and some breech-loading) firearms.

CARBINE

A rifle of short length and light weight originally designed for mounted troops.

CARTRIDGE CASE

The container for all other components that comprise a cartridge.

CARTRIDGE, DUMMY

An inert cartridge that cannot be fired.

CHOKE

An interior constriction at or near the muzzle end of a shotgun barrel bore for the purpose of controlling shot dispersion.

CLIP/ CHARGER CLIP/ STRIPPER CLIP -

A separate cartridge container/device to hold cartridges for the purpose of rapid reloading. In the case of certain firearms the charger clip becomes an integral part at the firearm mechanism (Example: U.S. Rifle M-1 Garand). The term "clip" is also used erroneously to describe cartridge magazines.

COCKING

A stage in the cycle of operation of a firearm in which the firing mechanism is placed under spring tension.

COMBINATION GUN

A firearm having more than one barrel installed on the receiver in which the barrels are permanently attached to each other. In the case where there are two barrels, each barrel must be chambered for a different caliber cartridge. In the case of a Combination Gun having more than two barrels, the individual barrels of the firearm will be chambered for at least two different caliber cartridges. This firearm may be found with two, three or even four barrels in any combination of rifle or shotgun gauges or calibers.

COMMERCIAL VERSION

A firearm design that is a semiautomatic version of a traditional military and police full-automatic firearm. Commercial version type code CV describes a firearm that, as it left the manufacturer, was designed and intended to fire semiautomatic only. The type code CV describes only those firearms that would otherwise be unclassifiable by TYPE according to the existing system when the full-automatic capability is removed during manufacture.

COMPENSATOR

A device attached to or integral with the muzzle end of the barrel to utilize propelling gasses for counter recoil. Also called a muzzle brake.

CONVERSION UNIT

Any device that changes the caliber of the parent firearm, consisting of an assembly of parts; as a minimum comprised of a barrel and a breech mechanism of a kind or type normally associated with the parent firearm and having a breech face capable of supporting the cartridge head.

CONVERTED-AUTOMATIC

A firearm that, as originally designed and manufactured, had the capacity of firing projectiles in rapid succession during one pressure of the trigger and has subsequently been altered to fire only one projectile with one such pressure.

COOK-OFF

The ignition of a cartridge by overheating.

COPY

A firearm manufactured in visual imitation of another firearm with or without the benefit of permission or license. These copies are normally manufactured to gain an advantage in sales, marketing, or research and development costs at the expense of the company whose firearm is being copied. Copies are not normally dimensionally interchangeable with the firearm being copied. Also known as a counterfeit copy or knock-off.

CONVERTIBLE

The term convertible is applied to revolvers in which the cylinder may be interchanged with other cylinders to permit the firearm to discharge cartridges of different calibers with the same approximate bullet diameter. When this concept is applied to firearms other than revolvers, for correct terminology refer to "Auxiliary Chamber Adapters," "Accessory Barrels" and "Conversion Units."

DAMASCUS

An obsolete barrel-making process. The barrel is formed by twisting or braiding together steel and iron wires or bars. The resulting cable is then wound around a mandrel and forged into a barrel tube. Sometimes called a "laminated barrel."

DEFLAG

To burn with great heat and light, producing large volumes of gas. Smokeless gun powder is said to deflagrate.

DERRINGER

A generic term applied to a large variety of pocket-size pistols of any ignition system, single or multiple barreled. Sometimes spelled Deringer.

DETONATION

Exothermic reaction of a high explosive; an extremely violent reaction at supersonic speed.

DOUBLE ACTION

A handgun mechanism in which a single pull of the trigger cocks and releases the hammer or striker.

DRILL ROUND

A dummy cartridge supplied by the military for troops to practice loading and unloading drills with firearms. See also Cartridge, Dummy.

DRILLING

A three-barreled shoulder arm in which a combination of smooth-bored and rifled barrels are used.

DRY FIRING

Firing of an unloaded firearm to practice firearm handling and shooting skills.

EJECTION

A stage in the cycle of operation of a firearm in which a cartridge or fired cartridge case is expelled from the breech of a firearm.

EJECTOR

A portion of the firearm mechanism that ejects or expels cartridges or fired cartridge cases when the action is opened.

EXTRACTION

A stage in the cycle of operation of a firearm in which a cartridge or fired cartridge case is withdrawn from the chamber of a firearm.

EXTRACTOR

A mechanism for withdrawing the cartridge or fired cartridge case from the chamber of a firearm.

FEEDING

A stage in the cycle of operation of a firearm in which a fresh cartridge is introduced into the mechanism from an ammunition supply in such a way that the breech mechanism may insert the cartridge into the chamber. Feeding may also be accomplished manually.

FIREARM

A weapon from which a dangerous projectile may be propelled by an explosive, or by gas or air. Firearm does not include a smooth bore rifle or handgun designed and manufactured exclusively for propelling by a spring, or by gas or air, BB's not exceeding .177 caliber.

FIRING

A stage in the cycle of operation wherein the firing mechanism is released by the sear and the primer of the cartridge is struck by the firing pin to fire a shot.

FIRING PIN

That part of a firing mechanism that strikes the primer of a cartridge to initiate ignition of the propellant charge.

FLECHETTE

A thin, sub-caliber, fin-stabilized small dart or arrow encased in a discarding sabot and loaded into small arms ammunition or a shotgun shell.

FLINT-LOCK

1. Lock Mechanism--firing mechanism of a muzzle-loaded firearm wherein the frizzen is integral with a hinged pan cover. The strike of the flint on the frizzen produces sparks and simultaneously pivots the pan cover to expose the fine-grain black powder priming charge contained in the pan.
2. Firearm--muzzle-loading firearm utilizing a flint-lock ignition mechanism. There have been breech-loading, flint-lock firearms (Example: Ferguson rifle).

FRIZZEN

In flint-lock mechanism, the steel part placed over the pan against which the flint strikes, producing the sparks necessary to ignite the black powder priming charge.

FULL-AUTOMATIC

A firearm with the capacity to fire projectiles in rapid succession during one press of the trigger.

GAS OPERATION

Method of operation of semiautomatic and automatic firearms in which the force derived from the propellant gases generated upon firing a cartridge is utilized to complete the cycle of operations. Gas operated firearms usually depend on springs to store energy for the purpose of feeding, loading, cocking and locking the mechanism.

GRIP SAFETY

A mechanical safety in the grip of some firearms that prevents firing until it is depressed by the firing hand; this engages automatically when released to prevent the firearm from discharging.

HANDGUN

Any firearm designed, altered or intended to be aimed and fired by the action of one hand.

HANG-FIRE

An ammunition malfunction in which the cartridge ignition takes place after an appreciable delay (fraction of a second to several seconds) after the primer has been struck.

HEADSPACE

The distance from the closed breech face of the firearm mechanism to the surface in the chamber upon which the cartridge case bores.

HEADSPACE GAUGE

A mechanical device for measuring the distance from the breech face of a firearm mechanism to that portion of the chamber against which a cartridge will bear. Headspace gauges are available in three types: minimum, maximum, and field gauges.

HEADSPACE GAUGE – PURPOSE AND USE

The purpose of measuring headspace is to insure that the firearm mechanism will lock correctly when a maximum tolerance cartridge is loaded into a minimum tolerance firearm chamber (Minimum Headspace) and that the firearm is safe to fire a minimum tolerance cartridge in a maximum tolerance firearm chamber (Maximum Headspace) without the possibility of damage to the firearm or injury to the shooter or close spectators. Headspace gauges are used to decide whether to permit a firearm with headspace in excess of the maximum tolerance to continue to be used in military service for emergency requirements, and those with headspace in excess of the field requirement considered too dangerous for emergency use. Field headspace gauges have no legitimate civilian or commercial application.

HEADSTAMP

Numbers, letters and symbols stamped on the head of a cartridge case during manufacture to identify the manufacturer, caliber or gauge, date of manufacture or other information.

IMPORTER

The name of an individual or company that brings goods from off shore to the United States of America or Canada for resale or distribution.

LEADS

That area forward of the chamber of a firearm that is groove diameter or slightly larger, extending forward to the origin or commencement of rifling. Also known as the Leed, Lead, Throat, Chamber Throat or Forcing Cone.

LEVER ACTION

A magazine-repeating firearm design wherein the breech mechanism is cycled by an external lever, generally below the receiver or frame.

LOADING

A stage in the cycle of operation of a firearm in which the cartridge is fully inserted into the chamber in preparation for the locking cycle.

LOCKING

A stage in the cycle of operation of a firearm in which the bolt, breech block or standing breech is solidly secured in a fixed relationship with the chamber, so as to resist being blown open by the pressures generated by firing.

MANUFACTURER

The manufacturer is the individual or company that manufactures or subcontracts the manufacture of any or all component parts of a firearm. It may be possible to identify the fully assembled firearm to the manufacturer if the firearm has been marked with the manufacturer's company name or trademark.

MANUFACTURE DATES

Where the date of manufacture is found marked on a firearm of government contract or government arsenal production, the date of manufacture shall be included with the model, when necessary, to uniquely identify that particular firearm from all others of its type.

MAKE

The make is normally the company name, abbreviation of the company name, brand or trade name associated with the particular firearm.

MAGAZINE

1. A container for cartridges that has a spring and a follower to feed those cartridges into the chamber of a firearm. The magazine may be detachable or an integral part of the firearm.
2. A storage place for gun powder, ammunition or explosives.

MACHINE GUN

A firearm, as originally designed and manufactured, with the capacity of firing projectiles in rapid succession during one press of the trigger, whether or not it has been altered to fire only one projectile with one such press.

MAGAZINE-REPEATING FIREARM

A firearm fed by an internal or external magazine.

MAGAZINE SAFETY

A mechanical safety mechanism found on some semiautomatic pistols that prevents firing when the magazine is removed from the firearm.

MIS-FIRE

An ammunition malfunction in which firearm fails to discharge after the firing pin has struck an adequate blow to the primer and the initiated primer fails to ignite the propellant powder.

MULTI-BARREL

A multiple-barrel firearm designed with the barrels permanently attached to each other and capable of discharging multiple shots, contingent on the number of barrels.

MUZZLE

The end of the barrel from which the projectile emerges.

MUZZLE, CROWN

Any of the various forms of muzzle treatment designed/meant primarily to protect the rifling. It may take the form of a counter-bore, radius or chamfering of the muzzle.

MUZZLE BLAST

The resultant over-pressure blast /noise that occurs at the muzzle of a firearm when the projectile exits the barrel and the rapidly expanding propellant gasses are released.

MUZZLE-LOADER

Any firearm that is loaded with gun powder and projectile(s) through the muzzle end of the bore.

OPERATION CYCLE, FIREARM

A series of mechanical or manually operated events that take place in all firearms during the discharge of ammunition. These terms are used to describe with technical accuracy the manner in which the mechanism functions. This series of events is described as follows:

1. Cocking
2. Feeding
3. Loading
4. Locking
5. Firing
6. Unlocking
7. Extraction
8. Ejection

(NOTE: These events do not necessarily occur in the order described above.)

ORIGINAL

The word "original" refers to a model of firearm as produced by the manufacturer who first introduced that model for commercial or contract sale and also implies that a different business entity has copied or reproduced this model at some point in time.

PARADOX GUN

A firearm having a barrel design in which the major length of the barrel is smooth and the last 10 to 12 centimeters are rifled.

PERCUSSION

A means of ignition of a propellant charge by a mechanical blow against a primer or percussion cap.

PISTOL

A loaded or unloaded firearm that is 30 inches or less in length, or a loaded or unloaded firearm that by its construction and appearance conceals it as a firearm.

PROPELLANT

As it refers to firearms or firearms ammunition, a chemical, low-explosive mixture or composition that when ignited burns rapidly (deflagrates), generating large volumes of gas (to propel a projectile).

PUMP ACTION

A magazine-repeating firearm design that is manually actuated in motion usually parallel to the barrel. Pump Action firearms are also sometimes referred to as slide action or trombone action.

RECOIL OPERATION

Method of operation of semiautomatic and automatic firearms in which recoil energy imparted to the barrel is used to actuate the mechanism to complete the cycle of operations.

REPEATING FIREARM

A firearm with a mechanism for feeding ammunition into the chamber known as magazine or belt that accomplishes the entire cycle of operation, either manually or externally powered, or by utilizing some of the power generated by the propellant gas or recoil force. Some of these mechanisms, externally powered systems or hand operated systems of operation, include:

1. Pump action mechanisms
2. Lever action mechanisms
3. Bolt action mechanisms
4. Auto-loading or semiautomatic mechanisms; recoil-operated (both long and short recoil) and gas-operated mechanisms
5. Automatic mechanisms; recoil operated (both long and short recoil) and gas operated
6. Manually powered, hand-operated, rotary-barrel mechanisms (Gatling gun)
7. Externally powered mechanisms (Vulcan Gatling or Hughes Chain gun)

REPRODUCTION

The modern manufacture of any firearm that has ceased to have patent protection and is usually no longer manufactured by the original maker. Normally the reproduction is equal to or better in quality of material and workmanship than the original and in some cases may be an exact duplicate with interchangeable parts and components.

REVOLVER

A firearm, usually a handgun, with a cylinder having several chambers so arranged as to rotate around an axis and be discharged successively by the same firing mechanism

RIFLING

A system of helical grooves cut into the bore of a firearm barrel. The purpose of rifling is to impart spin to a projectile passing through the barrel, thus giving the projectile gyroscopic stability during its flight to the target.

RECEIVER

The receiver, which is also known as the frame, is the basic component of a firearm to which all other components are assembled or attached. In most firearm designs the barrel is assembled to the receiver and the receiver houses the breech mechanism, trigger and firing mechanisms.

RIFLE

A firearm designed or redesigned, made or remade, and intended to be fired from the shoulder and designed or redesigned and made or remade to use the energy of the explosive in a fixed metallic cartridge to fire only a single projectile through a rifled bore for each single pull of the trigger.

SAFETY CATCH

Any type of applied safety catch. A mechanical device that enables the shooter to lock the firing mechanism of a firearm voluntarily. Also called a manual safety or manually operated safety catch. (NOTE: On most firearms with a fully-automatic fire capability, the fire selector usually incorporates the safety catch.

SAFETY PRECAUTIONS

A series of actions, verifications and precautions that must be undertaken before, during and after handling a firearm or during firing of firearms to prevent accidents and personal injury.

SAFETY, MECHANICAL

An automatic device that prevents firing a firearm as long as certain conditions are not met. A feature incorporated into the firearm's design to ensure that the weapon cannot fire, however mishandled, before the breech is properly locked; and that the breech will not unlock until such time as the projectile has left the barrel and pressures generated to expel the projectile have dropped to a safe operating level.

SEAR

Part of the firing mechanism, linked to the trigger, that retains the hammer or striker in the cocked position until the trigger is pulled.

SELECTOR

1. In double-barreled firearms, a device to allow the shooter to choose which barrel is to be fired by the first pull of the trigger.
2. A lever that enables the shooter to choose the type of fire (full-automatic/semi-automatic) or apply the safety catch; in the case of some automatic weapons, the selector enables the shooter to choose high or low cyclic rate of fire.

SEMIAUTOMATIC

A repeating firearm requiring a separate press of the trigger for each shot fired, using the energy of discharge to perform a portion of the operating cycle. Semiautomatic actions are sometimes referred to as auto-loading or self-loading actions.

SERIAL NUMBER

A combination of numbers and letters applied to a firearm in order to uniquely identify it from all others of its type. There is a requirement for the serial number to contain a minimum of one digit in the combination of letters and numbers that comprise the serial number.

SHOT COLLAR

Plastic or paper insert surrounding the shot charge in a shot shell to reduce distortion of the shot when passing through the barrel.

SHOTGUN

A firearm designed or redesigned, made or remade and intended to fire from the shoulder and designed or redesigned and made or remade to use the energy of the explosive in a fixed shotgun shell to fire through a smooth bore either a number of ball shot or a single projectile for each single function of the trigger.

SHOT

Pellets of various sizes used in shot shells and shot cartridges.

SIGHT, BUCKHORN

A rear sight for rifles that has the "V" notch at the bottom of an almost completely closed V.

SIGHT, PAINE

A rear sight on pistols or revolvers having a flat top with a V-shaped notch used with a bead topped front sight. Named after Ira Paine, a 19th-century exhibition and competition shooter.

SIGHT, PATRIDGE

A rear sight on pistols or revolvers having a flat top with a square notch used with a broad flat-topped front sight. Named after E.E. Patridge.

SIGHT, PYRAMID

A type of front sight of triangular appearance. Also called a Barley-Corn sight.

SIGHT RADIUS

The distance between the rear sight and the front sight on a firearm.

SIGHT RAMP

A front sight mounted on a ramp base.

SIGHT TANG

Any sight mounted on the upper tang of a firearm.

SIGHT TANGENT

A rear sight in which the blade is adjusted for elevation correction by sliding along a curved cam or cams. The term is also used for vertically standing back sights with sliding rear apertures.

SIGHTS

1. ADJUSTABLE - Usually taken to mean a rear sight that is adjustable for windage or elevation or both. Occasionally adjustable front sights may be found on pistols or revolvers.
2. APERTURE - A form of metallic sight, front or rear, containing an aperture or disc with a hole. Also called a Peep Sight.
3. BEAD - A form of front sight, usually found on shotguns, having the appearance of a round bead.
4. EXPRESS- A series of rear sights, mounted on one base, with folding sight leaves to be used for varying ranges or elevations.
5. FIXED - Metallic sights that are not adjustable.
6. GLOBE - A form of front sight usually used on target rifles, generally cylindrical in shape and often arranged to accept various inserts containing either rings or posts.
7. HOODED - A front sight that is provided with a cover to shade it from direct light.
8. TELESCOPIC - A sight containing optical elements that magnify the target.
9. VERNIER - A long-range sight with a mechanism for adjusting windage, elevation or both, as read on a scale in conjunction with graduations on a longer, linear calibrated scale.

SILENCER

A device capable of attachment to the barrel of a firearm designed or intended to reduce the noise of discharge of ammunition

SINGLE-SHOT

A single-barrel firearm design that must be manually loaded, having no internal or external magazine feed device. Certain single-shot firearms are operated by levers and certain single-shot firearms are operated by a bolt. Regardless of the method of operating the breech mechanism, these firearms are single-shot firearm actions.

SINGLE ACTION

An action that requires the manual cocking of the hammer before pressure on the trigger releases the firing mechanism.

SMALL ARMS

Hand-operated, hand- or shoulder-controlled firearms, including machine guns, up to and including .50 caliber. It is generally accepted that firearms in excess of .50 caliber up to and including 30mm caliber are called cannon, while firearms in excess of 30mm are artillery.

SPRING

A mechanical device used to store energy.

STOCK

A component, usually wood, to which a barreled action is attached, enabling the shooter to hold the firearm and control it from the shoulder.

SUBMACHINE GUN

A firearm design that, as originally designed and manufactured, has the capacity of firing projectiles in rapid succession during one press of the trigger, whether or not it has been altered to fire only one projectile with one such press. In general terms a submachine gun is a compact, short-barreled, air-cooled, magazine-fed firearm, usually chambered for a pistol cartridge.

SYMPATHETIC DISCHARGE

The simultaneous firing of two or more cartridges chambered in the cylinder of a revolver, only one of which is in exact alignment with the barrel; normally associated with percussion revolvers.

TAKE-DOWN FIREARMS

A rifle or shotgun in which the barrel and sometimes the magazine and fore-end are designed to be removed from the receiver readily, without the use of tools, for the purpose of making a more compact item for ease of transportation. When additional barrels are available for a take-down firearm, these barrels are considered accessory barrels. See definition of accessory barrels.

TOP-BREAK

A term used to describe a single-shot, multi-barrel or revolver mechanism on which the barrel or barrels are allowed to tip down at the muzzle exposing the chamber or chambers for loading, unloading or extraction of cartridges.

TOP-LEVER

The lever located on the top of the breech end of hinged-frame firearms that when pushed to one side will unlock the barrel(s) from the receiver or frame and allow them to move (left, right, forward, rearward, tip-down or tip-up).

TRIGGER

That part of a firearm mechanism that is moved manually to cause the firearm to discharge.

TRIGGER , RELEASE

An unconventional mechanism in which the firearm is fired by the release, rather than by the pull of the trigger.

TRIGGER, SET

Either a single or double trigger arrangement on which the required trigger pull force can be made very light by means of a "setting" mechanism.

UNLOCKING

A stage in the cycle of operation of a firearm in which the bolt, breech block or standing breech is removed from fixed relationship with the chamber, so as to permit the extraction and ejection cycle to take place after pressures have dropped to a safe operating level.

VIERLING

A four-barreled shoulder arm that usually has two smooth-bored and two rifled barrels.

WATER TABLE

The flat portion of the receiver or frame on firearms that break open, extending forward from, and is approximately at right angles to, the standing-breech face. This is the surface on which the barrel flats rest when the action is closed.